

AVAILABLE MOUNTING CONFIGURATIONS

8STX-F FRAME MOUNT
8STX-EM ENGINE MOUNT

OPERATING LEVELS

MIN FLOW	390 GPM	89.7 m ³ /h
MAX FLOW	3250 GPM	738 m ³ /h
DISCHARGE SIZE	8"	200 mm
SUCTION SIZE	8"	200 mm
SOLIDS HANDLING	3"	7.6 mm
MAX SPEED	1800 RPM	1800 RPM
SHUT-OFF HEAD	218'	66.4 m
BEP HEAD	144'	44 m
BEP FLOW	2450 GPM	563.5 m ³ /h
BEP PERCENT	65%	65%

PARTS	STANDARD MATERIAL (ALL IRON)
VOLUTE CASING	DUCTILE IRON
IMPELLER	DUCTILE IRON
IMPELLER SCREW	304 STAINLESS STEEL
BACKPLATE/BACKET	DUCTILE IRON
WEAR PLATE	CAST IRON
BEARING FRAME	DUCTILE IRON
SHAFT	17-4 PH STAINLESS STEEL
SHAFT SLEEVE	416 STAINLESS STEEL
FASTENERS	GRADE 5 STEEL
MECHANICAL SEAL	SILICON CARBIDE VS. SILICON CARBIDE, TYPE 2



A typical picture of the pump is shown. Please contact KamalBlower Solutions LLC for further details. All information is approximate and for general guidance only.

KamalBlower's self-priming pump, with industry-leading efficiency, runs several percentage points higher than other manufacturers. Features patented Cycloseal® backplate and uniquely designed volute for best performance, with a 8" suction and 8" discharge.

- Available with ANSI or DIN flanges & frame or engine mount
- Optional self-cleaning wear plate •
- Modular bearing frame •
- KamalBlower's Cycloseal® with type 2 seal •
- Dual protection of bearings with external seal leakage monitor (vent to atmosphere)
- Retrofit-able with existing installations

- High-efficiency design
- Oversized oil reservoir for better cooling
- Replaceable shaft sleeve
- Heavy-duty ductile iron construction
- Designed for SAE conversion
- High RPM Capability
- FIVE-YEAR warranty



AGRICULTURE



FOOD



INDUSTRIAL



MINING



MUNICIPAL



OIL & GAS



REFRIGERATION



RENTAL



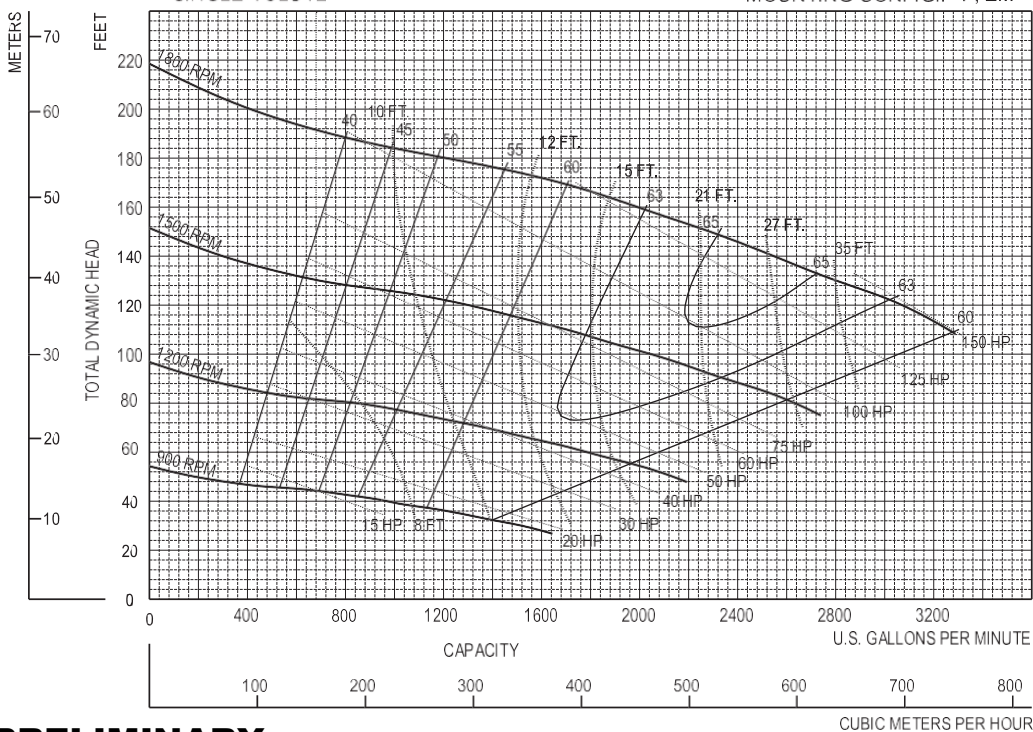
8STX

Feet x .305 = Meters
Inches x 25.4 = Millimeters
GPM x .227 = Cubic Meters/Hour
GPM x 3.785 = Liters/Minute
HP x .746 = KW

Speed	Impeller Dia.	Style	Solids Dia.	N _S	Suction	Discharge	No. vanes
VARIOUS	14.75"	SEMI-OPEN	3"	2290	8"	8"	2

SINGLE VOLUTE

MOUNTING CONFIG.: F, EM



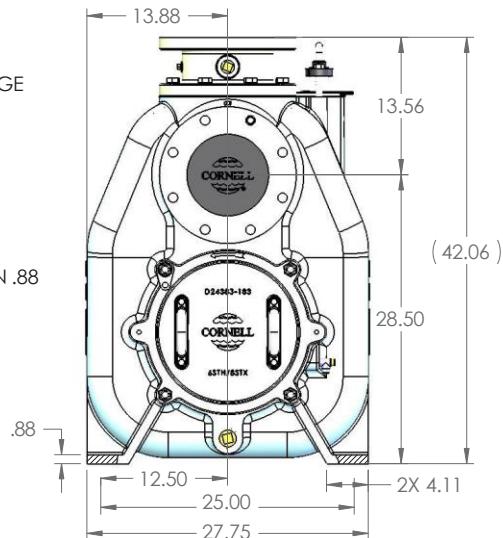
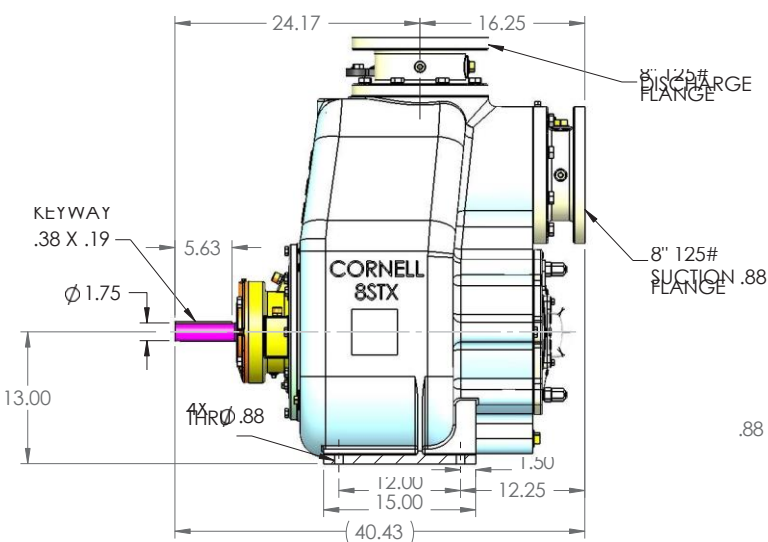
Performances shown are for cool water, frame-mounted electric motor configuration with Cyclo Seal®. Other mounting configurations, seal arrangements or liquids may require horsepower and/or performance adjustments.

PRELIMINARY

08/04/14

KamalBlower Solutions LLC

8STXVA - VARIOUS RPM



DS203-1505-GE